

Addressing Barriers to Rice Seeds Trade between India & Bangladesh

(Project:–RISTE)

Bihar Water Development Society, Kurji Patna


Presented By:–

SHYAM JEE

Project coordinator

Activity:-1

Preparation of Questionnaires for the Field research.

- ❖ Based upon seed replacement rate for the area and their source.
 - ❖ Percentage coverage area under High Yielding paddy seeds against total area.
 - ❖ Seed production and storage.
 - ❖ Available market for rice seed and internal trade with neighbor states.
- 

Activity:-2

Selection of three different sites to know the reason behind informal trade for Paddy seed.

Activity:-3

Focused group discussion with farmer

Based on questionnaire:-

What are your sources of information on new rice varieties?

How do you decide which variety to grow?

Where do you get the seeds to replace own seeds?

What programs are there in the village for the promotion of the use of new modern variety releases, use of certified seeds and seed replacement?

Activity:-4

Focused group discussion with traders

What are your sources of rice seeds for sale?

What varieties did farmers look for that was not available?

What problems do you encounter in purchasing seeds?

What problems do you encounter in selling seeds?

For meeting the transportation cost and handling charges, how much the dealer is charging extra beyond the prescribed price of the seeds?

Activity:-5

Focused group discussion with Krishi Vigyan Kendra as a grower

Are you a registered seed grower?

Problems in obtaining Breeder/Foundation seed to grow rice seed:

Who decides on the variety and the area where the variety will be grown

What is your perception about the demand for rice seed and the varieties being demanded in the locality?

Do you have access to private agencies/individuals/Government institutes for the purchase of foundation/Breeder seeds?

Other than official recommendations on rice varieties for seed production, are you aware of other new varietal releases?

Whether you have undergone any training program on rice seed production technique?

What other forms of technical support do you receive?

Problems of seed certification:

Outcomes of Desk research:-

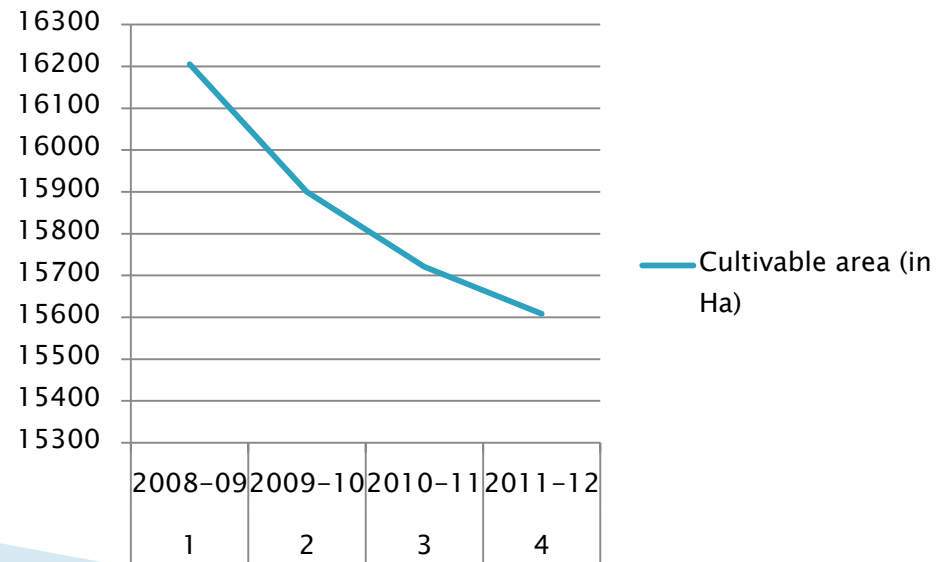
Outcomes :- 1

Chief Minister crash seed programme (Kharif)

Bihar Government used to distribute Foundation seed among the farmer on 50 percentage subsidy for two farmers in a village. It's mainly to provide High yielding varieties seeds on local level.

Sl.no	Year	Cultivable area (in Ha)
1	2008-09	16205
2	2009-10	15900
3	2010-11	15721
4	2011-12	15608

Cultivable area (in Ha)



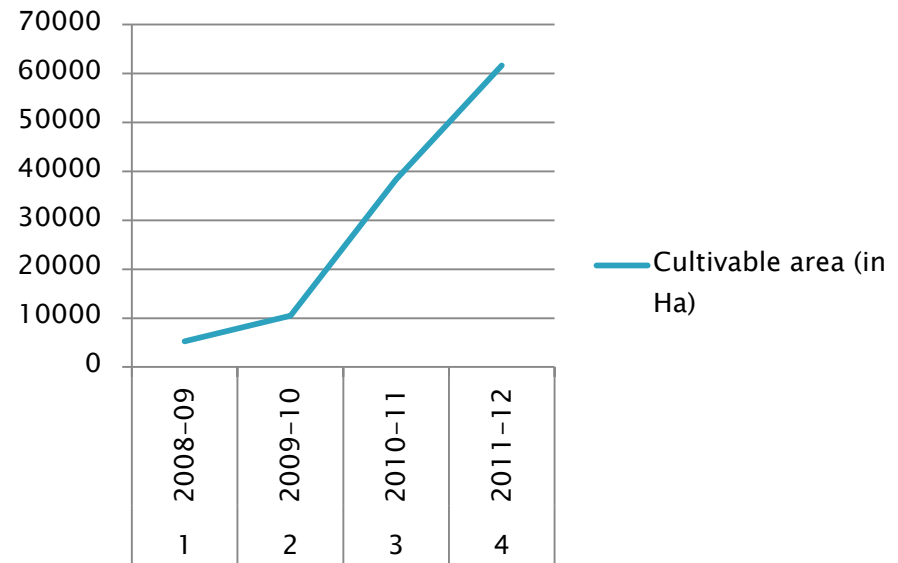
Outcomes :- 2

Seed village programme (Kharif)

Bihar Government used to distribute Foundation seed among the farmer on 50 percentage subsidy for 100 farmers in a village. Under this programme used to select four villages in Block. It's mainly to provide High yielding varieties seeds on local level.

Sl. no	year	Cultivable area (in Ha)
1	2008-09	5290
2	2009-10	10483
3	2010-11	38352
4	2011-12	61640

Cultivable area (in Ha)



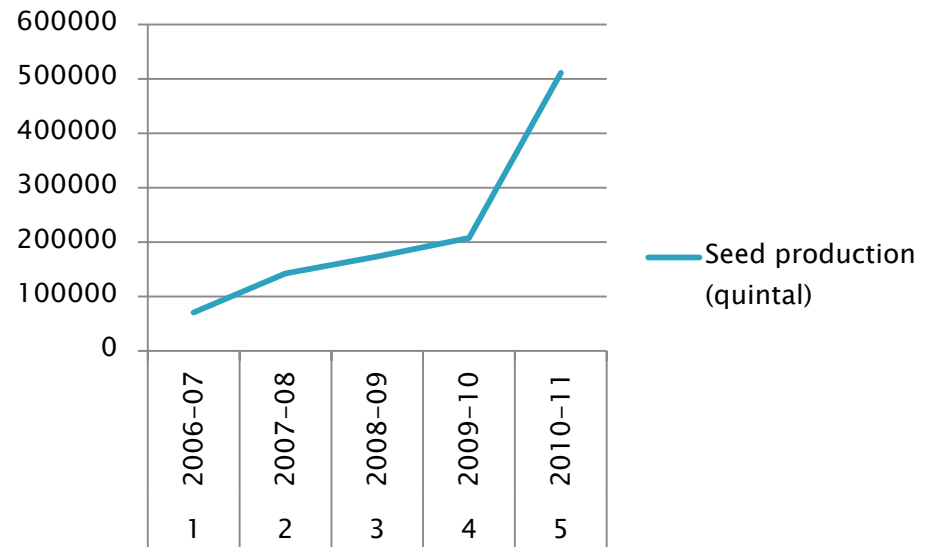
Outcomes :- 3

Certified seed production (Kharif)

According to their report they started certified seed production during 2006-2007 on their different institutional farm like Agricultural University, BRBN, State Multiplication Farm, District Horticulture, National Seed Corporation, SFCI and Contract Grower.

Sl.no	Year	Seed production (quintal)
1	2006-07	70736
2	2007-08	142584
3	2008-09	173554
4	2009-10	207655
5	2010-11	511050

Seed production (quintal)



Outcomes :- 4

Seed distribution (Kharif) on subsidy

Under this programme they used to give subsidy of Rs.7 per Kg on Certified paddy seeds.

Sl.no	Year	Seed distribution (quintal)
1	2006-07	6200
2	2007-08	59512
3	2008-09	356879
4	2009-10	483000
5	2010-11	543591

Outcomes :- 5

Convergence Paddy Demo in SRI by Government

- ❖ ***20% of Paddy area under SRI.***
- ❖ ***Total Paddy area:- 34.75 Lakh Ha.***
- ❖ ***Total under Demo:-1.4 Lakh Ha.***
- ❖ ***Area under Non-Demo:-2.10Lakh Ha.***

Sl.no	Sectors	Physical in Ha	No of Demo	Financial In crores
1	RKVY	32250	80625	33.27
2	BGREI	92000	230000	69
3	NFSM	15750	39375	11.81
Total		140000	350000	114.08